



CAROLINA CARPORTS, INC

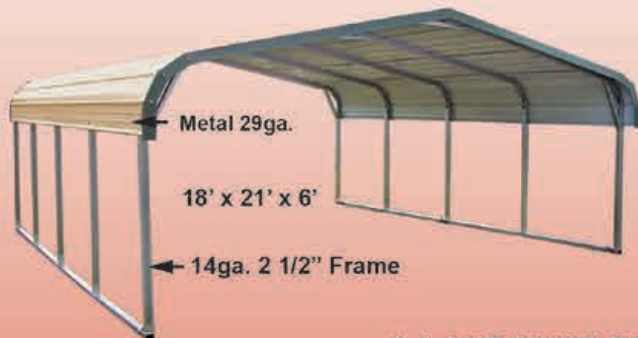
QUALITY IS OUR FIRST PRIORITY!



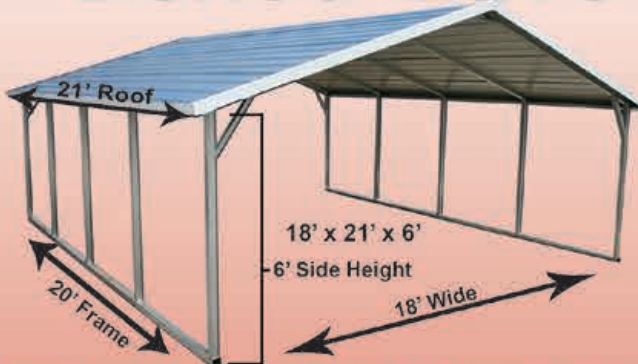
NC. STANDARD BUILDINGS

12' to 24' - Up to Any Length

Regular



Boxed Eave



Vertical



* LAND MUST BE LEVEL PRIOR TO THE INSTALLATION OF ANY BUILDING *

ALL BUILDINGS INCLUDE:
 -29 Gauge Roofing
 -Braces on Every Leg 8' or Taller
 -5' Centers
 -Cement Anchors
 Units 6'-11' Tall Certified 140mph/30psf (on Cement Only)

1 Year Workmanship Warranty
 On All Buildings (Limited)

Frame is 1ft Shorter Than
 Roof Length On All Buildings.

20 Year Limited Rust Through Warranty on:
 -Vertical Roofs Up to Any Length
 -Regulars and Boxed Eaves up to 31'
 -14ga. 2 1/2" & 12ga. 2 1/4" Framing
 Certified Buildings - Lifetime Warranty (Limited)

Available Heights 6'-16'

12 x 21	18 x 21	20 x 21	22 x 21	24 x 21
\$895	\$995	\$1,195	\$1,295	\$1,395
12 x 26	18 x 26	20 x 26	22 x 26	24 x 26
\$995	\$1,095	\$1,295	\$1,595	\$1,695
12 x 31	18 x 31	20 x 31	22 x 31	24 x 31
\$1,195	\$1,295	\$1,595	\$1,895	\$2,095
12 x 36	18 x 36	20 x 36	22 x 36	24 x 36
\$1,395	\$1,495	\$1,895	\$2,195	\$2,395

Available Heights 6'-16'

12 x 21	18 x 21	20 x 21	22 x 21	24 x 21
\$995	\$1,095	\$1,295	\$1,395	\$1,595
12 x 26	18 x 26	20 x 26	22 x 26	24 x 26
\$1,095	\$1,195	\$1,395	\$1,695	\$1,995
12 x 31	18 x 31	20 x 31	22 x 31	24 x 31
\$1,295	\$1,495	\$1,695	\$1,995	\$2,295
12 x 36	18 x 36	20 x 36	22 x 36	24 x 36
\$1,495	\$1,695	\$1,995	\$2,295	\$2,695

Available Heights 6'-16'

12 x 21	18 x 21	20 x 21	22 x 21	24 x 21
\$1,195	\$1,295	\$1,495	\$1,695	\$1,795
12 x 26	18 x 26	20 x 26	22 x 26	24 x 26
\$1,495	\$1,595	\$1,795	\$2,095	\$2,195
12 x 31	18 x 31	20 x 31	22 x 31	24 x 31
\$1,795	\$1,895	\$2,095	\$2,495	\$2,695
12 x 36	18 x 36	20 x 36	22 x 36	24 x 36
\$2,095	\$2,195	\$2,495	\$2,895	\$3,095
12 x 41	18 x 41	20 x 41	22 x 41	24 x 41
\$2,395	\$2,595	\$2,795	\$3,395	\$3,595

Buildings over 36 feet long must be vertical roof style.



Certified 140/30 14ga Upgrade

Braces On All Legs, MHA (Ground) or Asphalt

6'-11' Single Leg, Single Base Rail.
 12'-14' Single Leg, Single Base Rail, Reinforced.
 13'-16' Double Leg, Double Base Rail. (see back for details)

OPTIONS, ACCESSORIES AND EXTRAS

OPTIONS	21' LONG	26' LONG	31' LONG	36' LONG	41' LONG
*Certify Your Building on Ground / Asphalt. Prices Below.					
*140/30(6'-11' H)14Ga	\$100.00	\$125.00	\$150.00	\$175.00	\$200.00
*140/30(12'-14' H)14Ga	\$200.00	\$225.00	\$250.00	\$275.00	\$300.00
12ga	\$100.00	\$125.00	\$150.00	\$175.00	\$200.00
J-Trim	\$40.00	\$50.00	\$60.00	\$70.00	\$80.00
Deluxe Two Tone	\$200.00	\$250.00	\$300.00	\$350.00	\$400.00

SIDE HEIGHT	21' LONG	26' LONG	31' LONG	36' LONG	41' LONG
7' Tall	\$50.00	\$60.00	\$75.00	\$85.00	\$100.00
8' Tall	\$100.00	\$150.00	\$210.00	\$260.00	\$320.00
9' Tall	\$150.00	\$210.00	\$285.00	\$345.00	\$420.00
10' Tall	\$200.00	\$270.00	\$360.00	\$430.00	\$520.00
11' Tall	\$250.00	\$330.00	\$435.00	\$515.00	\$620.00
12' Tall	\$300.00	\$390.00	\$510.00	\$600.00	\$720.00
13' Tall	\$500.00	\$625.00	\$785.00	\$910.00	\$1070.00
14' Tall	\$550.00	\$685.00	\$860.00	\$995.00	\$1170.00
**13'-14' Tall	\$1200.00	\$1400.00	\$1600.00	\$1900.00	\$2100.00
**15' Tall	\$1400.00	\$1600.00	\$1900.00	\$2300.00	\$2700.00
**16' Tall	\$1600.00	\$1800.00	\$2100.00	\$2500.00	\$2900.00

** Certification Includes MHA, Double Leg, Double Base Rail, Braces on Every Leg.

SIDE HEIGHT	20' LONG	25' LONG	30' LONG	35' LONG	40' LONG
6' Tall	\$300.00	\$360.00	\$420.00	\$480.00	\$600.00
7' Tall	\$375.00	\$450.00	\$525.00	\$600.00	\$750.00
8' - 9' Tall	\$450.00	\$540.00	\$630.00	\$720.00	\$900.00
10' Tall	\$525.00	\$630.00	\$735.00	\$840.00	\$1050.00
11' - 12' Tall	\$600.00	\$720.00	\$840.00	\$960.00	\$1200.00
13' Tall	\$675.00	\$810.00	\$945.00	\$1080.00	\$1350.00
14' Tall	\$750.00	\$900.00	\$1050.00	\$1200.00	\$1500.00
15' Tall	\$825.00	\$990.00	\$1155.00	\$1320.00	\$1650.00
16' Tall	\$900.00	\$1080.00	\$1260.00	\$1440.00	\$1800.00
VERTICAL OR LAP SIDING (BOTH SIDES)	20' LONG	25' LONG	30' LONG	35' LONG	40' LONG
6' -10' Tall Add	\$200.00	\$250.00	\$300.00	\$350.00	\$400.00
11'-15' Tall Add	\$300.00	\$375.00	\$450.00	\$525.00	\$600.00
16' Tall Add	\$400.00	\$500.00	\$600.00	\$700.00	\$800.00

SIDE HEIGHT	12' WIDE	18' WIDE	20' WIDE	22' WIDE	24' WIDE
6' Tall	\$375.00	\$450.00	\$525.00	\$600.00	\$675.00
7' Tall	\$425.00	\$505.00	\$585.00	\$665.00	\$745.00
8' - 9' Tall	\$475.00	\$565.00	\$655.00	\$745.00	\$835.00
10' Tall	\$575.00	\$680.00	\$785.00	\$890.00	\$995.00
11' - 12' Tall	\$700.00	\$835.00	\$970.00	\$1105.00	\$1240.00
13' Tall	\$800.00	\$950.00	\$1100.00	\$1250.00	\$1400.00
14' Tall	\$875.00	\$1040.00	\$1205.00	\$1370.00	\$1535.00
15' Tall	\$950.00	\$1130.00	\$1310.00	\$1490.00	\$1670.00
16' Tall	\$1025.00	\$1220.00	\$1415.00	\$1610.00	\$1805.00
VERTICAL OR LAP SIDING (PER END)	\$100.00	\$200.00	\$225.00	\$250.00	\$275.00

Garage Doors					
Uncertified			Certified		
White	Size	Color	White Only		
\$250	6' X 6'	\$350	6' X 6' \$450		
\$300	8' X 8'	\$400	8' X 8' \$500		
\$350	9' X 8'	\$450	9' X 8' \$700		
\$400	10' X 8'	\$500	10' X 8' \$750		
\$450	10' X 10'	\$550	10' X 10' \$800		
\$950	*12' X 12'	\$1050	*12' X 12' \$1200		
\$1300	*14' X 14'	\$1400	*14' X 14' \$1800		
P. Gray-Brown-Green-B. Red			*16' X 16' \$2000		

Chain Hoist \$275.00 Each (*Included In Price)


Building must be 2' taller than garage door when installed on the side for certified garage doors or 12' x 12' and 14' x 14' uncertified.

Frameouts	
45° Angle	\$75.00
(Plus Frameout Charge)	
Garage Door	\$100.00
Window	\$50.00
Walk-In Door	\$75.00

Panels (3' width)	
21' Long	\$75.00
26' Long	\$90.00
31' Long	\$105.00
36' Long	\$120.00


Gable Ends	
\$150.00	(Uncertified)
\$175.00	(Certified)
Vertical Gable Add \$50.00	

Cut Panel Fee	
21' Long	\$50.00
26' Long	\$60.00
31' Long	\$70.00
36' Long	\$80.00

Windows	
\$150.00	\$175.00
30" X 30"	30" X 36"
	

Walk In Doors	
32" X 72"	\$175.00
36" X 80"	\$200.00

Insulation	
Single Bubble	\$.75/sq ft
Double Bubble	\$1.00/sq ft

MHA	
Drop Off	\$25.00
Installed	\$50.00 

Side Openings	
Without Garage Door	\$200.00

Side Openings	
With Garage Door	\$100.00

Connection Fees		
End to End	12' - 24' Wide	\$100.00
Side to Side	21' Long	\$100.00
Each Additional	6' Add	\$25.00